

## Design Thinking + Social Studies Worksheets

### 1. Empathize

Interview your partner and take notes in the space below. Be sure to ask open ended questions about how your user feels and what they need.

### 2. Define

Look at your notes above and pick one problem to focus on. Then, turn your problem into a "How might we..." brainstorming prompt following the format: How might we + verb + user + goal.

**Problem:** \_\_\_\_\_









**How might we** \_\_\_\_\_

---

## Design Thinking + Social Studies Worksheets

### 3. Ideate

Brainstorm ideas to solve your "How might we..." question.  
Sketch as many ideas as possible in the spaces below.



### 4. Prototype

Pick your favorite idea from above and create a 3-D prototype of the idea to test.

**Top Idea:** \_\_\_\_\_

## **Design Thinking + Social Studies Worksheets**

### **5. Test**

Collect feedback from your partner below.

#### **I like...**

*What do they like about the prototype?*

#### **I wish...**

*What do they wish was different?*

#### **What if?**

*What ideas do they have for improvement?*